

Ati

SHERPA PIVOT






MANOEUVRABLE | CUSTOMISABLE |
PRECISE



SHERPA PIVOT

Sherpa PIVOT is an AMR that can streamline warehouse operations by autonomously transporting customized trailing units of payload up to 500 kg using a combination of 3D LiDAR sensors, cameras, and mapping technology. It navigates dynamically, avoiding obstacles, hence enhancing efficiency by reducing manual labor, optimizing storage, and facilitating quicker order fulfillment.

Automates Solution

-  Custom Attachments
-  Auto Charging
-  Obstacle Avoidance
-  Custom Trolley Design
-  ERP Integration

Sherpa Specifications

Physical Specs	LENGTH	1486 mm	59 in
	WIDTH	578 mm	23 in
	HEIGHT	1087 mm	82 in
	WEIGHT	~ 120 Kg	265 lb
	SENSORS	3D Lidar and Camera	
	IPX RATING	IPX4	
	GROUND CLEARANCE	75 mm	3 in
Operation	AISLE WIDTH REQUIRED	>1500 mm	> 59 in
	MAX SPEED	1.5 m/s	3.3 mph
	TURNING RADIUS	2 m	79 in
	GRADIENT	Upto 2%	
	TEMPERATURE	+5°C to +45°C	+41 °F to 113 °F
	TUGGING CAPACITY	500 Kg	1100 lb
Battery	TYPE	51 V NMC Lithium-ion (Swappable)	
	WEIGHT	18 Kg	40 lb
	RUN TIME	8 Hrs	
	CHARGING TIME	2 Hrs	
	CAPACITY	55 Ah	

Features



Light Conditions

Can even handle twilight and dark mode operations



Natural Navigation

No infrastructure changes needed



Swappable Battery

Enables Multiple shifts with low down time



Industry 4.0 Ready

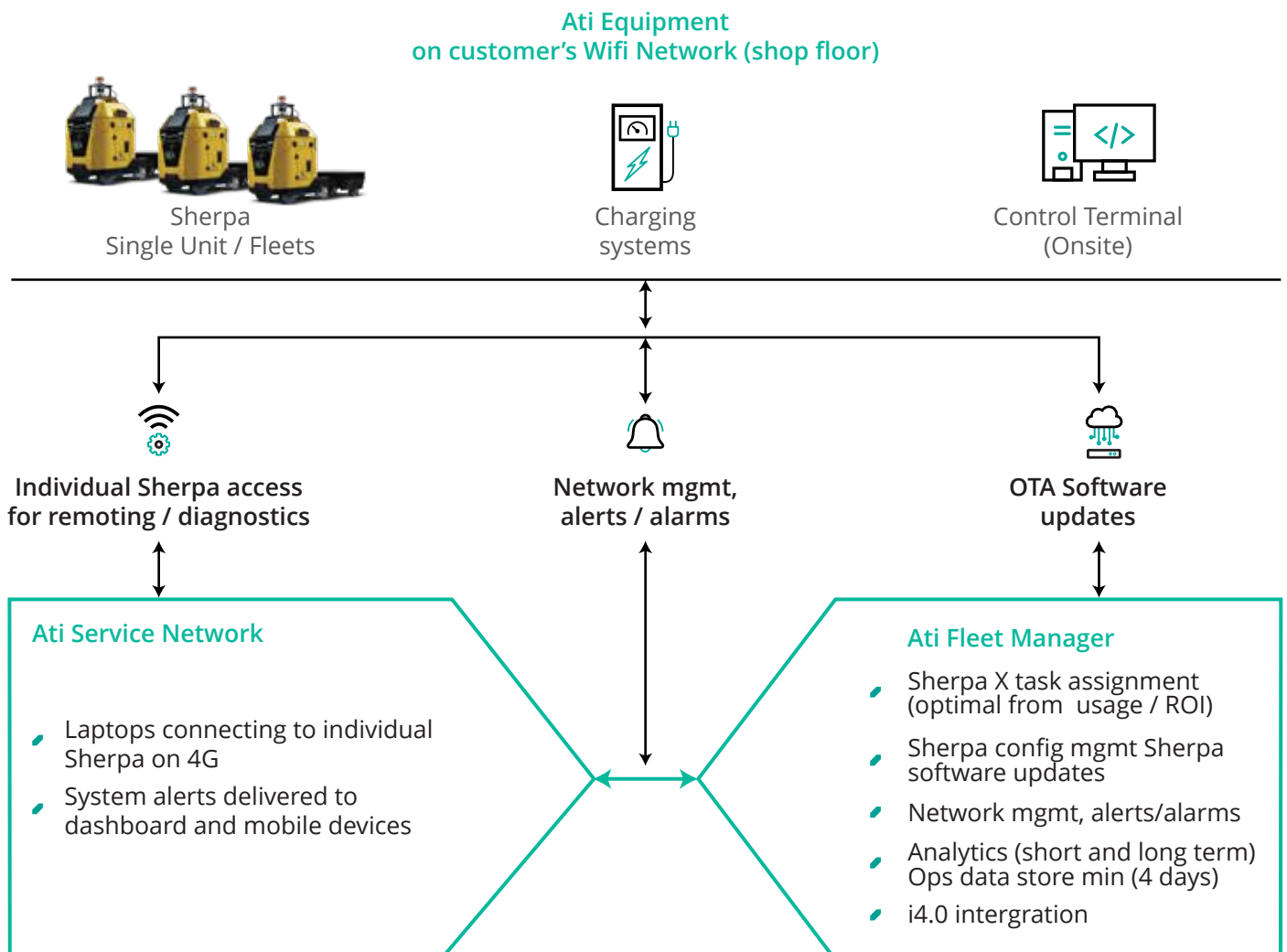
Can be integrated with Factory MAS, WMS



OTA Updates

Sherpa is constantly updated to its latest software

Sherpa Fleet Managed On Ati Fleet Manager



Ati Fleet Manager Offers

• VDA 5050

• Fleet Analytics & Scheduler

• Fleet Diagnostics

Sherpa Pivot

Experience precision and versatility
for every move



Sensor Coverage



Autonomy Safety Compliance ISO 3691-4

USA | Mexico | South East Asia | India | Europe

Ati Motors Inc.

1750 W Hamlin Rd, Rochester Hills, MI 48309

Mail: info@atimotors.com | Web: www.atimotors.com